



**CSW-112A [12"]**



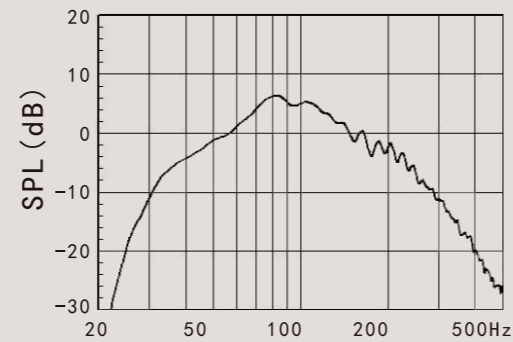
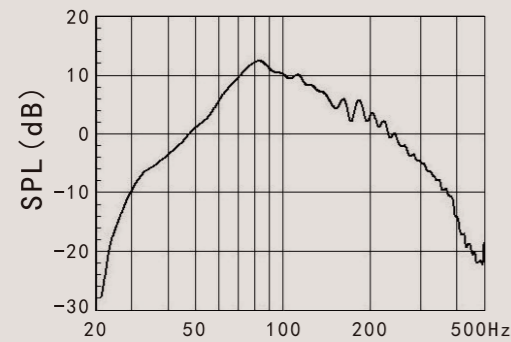
**CSW-110A [10"]**

**CSW SERIES**  
Active Subwoofer

**SPECIFICATIONS**

	CSW-112A	CSW-110A
System Type	Active Subwoofer, Bass Reflex Type	Active Subwoofer, Bass Reflex Type
Frequency Range (-10dB)	31Hz-200Hz	33Hz-200Hz
Power Consumption	300W	250W
Dimensions (HxWxD)	410mm x 400mm x 440mm	385mm x 325mm x 410mm
Net Weight	19.6kg	16.1kg
Input Connectors	RCA x 1, XLR x 1	RCA x 1, XLR x 1
Woofer Unit	308mm Cone   12-inch, 65mm Voice Coil x 1	275mm Cone   10-inch, 50mm Voice Coil x 1
Controls	Volume Crossover (40HZ-80HZ-200Hz) Phase (0°- 180°)	Volume Crossover (40HZ-80HZ-200Hz) Phase (0°- 180°)
Indicator	Power (ON:Green LED, During Startup: Red LED)	Power (ON:Green LED, During Startup: Red LED)
Input Voltage	AC 110V-120V 60Hz, 220V-240V 50Hz	AC 110V-120V 60Hz, 220V-240V 50Hz
Enclosure Construction	15mm MDF	15mm MDF

**Sound Pressure Level  
Frequency Response**



ACTIVE SUBWOOFER

**CSW-112A**  
**CSW-110A**



BMB International Japan [www.bmb.com](http://www.bmb.com)


Address: Shiba Park Bldg. B-Kan, 8<sup>th</sup> Floor, 2-4-1, Shiba-Park,  
Minato-Ku, Tokyo, 105-0011, Japan  
Tel: +81-50-5814-1068 +86-21-6448-3280

01 **Powerful bass**

02 **Enjoy the rhythm**

03 **Designed for your entertainment**

# Feel bass, Your sound experience with BMB



**Compact design** ▲  
Simple and elegant black acoustic mesh cover

### Four triangle bass reflex ▼

Reflection of bass sound spreads out faster and makes singing Karaoke easier.



## CSW series active subwoofer

10" 12"

### High-performance driver module

CSW series adopts high-performance driver module, equipped with volume, crossover, phase, two inputs and 110V/220V selector.

### More functional design

The elegant recessed design on the back of the speaker effectively protects the function buttons, making it more flexible and beautiful to install in occupied spaces.

VOLUME  
CROSSOVER  
PHASE  
LINE IN  
INPUT

